



800 Central SW

Commercial Space

Albuquerque, NM - Downtown
800 Central Avenue SW



Available

• 1,000 SF | \$1,750/Mo



Huge Surrounding Population



Parking Lot



Active Nightlife Area

Please contact us for leasing opportunities

Demographics 1 Mile 3 mile 5 mile Surroundings Info

Population	14,049	96,593	249,517
Med. Income	\$30,407	\$34,357	\$37,683
Day Population	34,957	104,545	196,322

- Near City Hall & Courthouse District.
- Free Surface Parking included.
- Locally owned and managed.

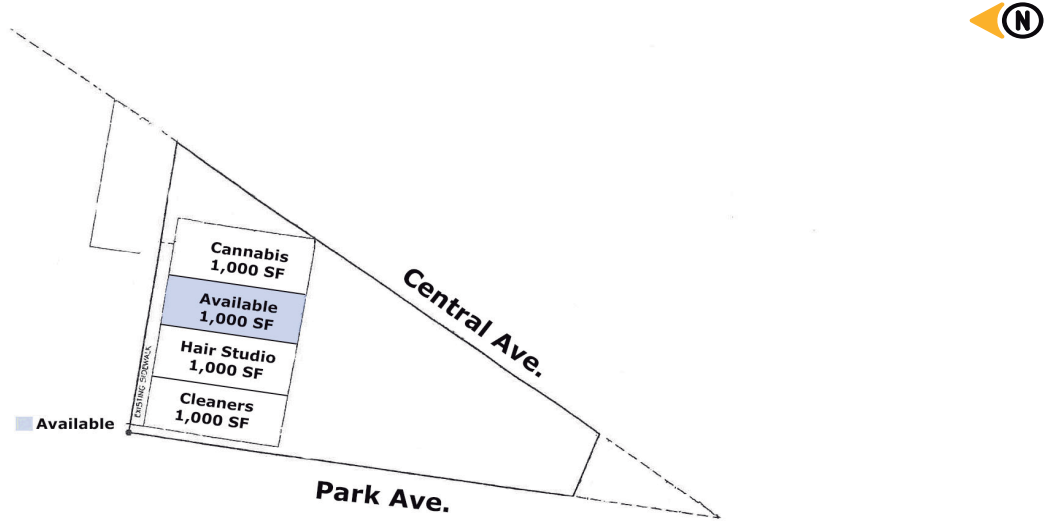


Contact

Vanessa Valadez
 505.884.3578
 Vanessa@PetersonProperties.net

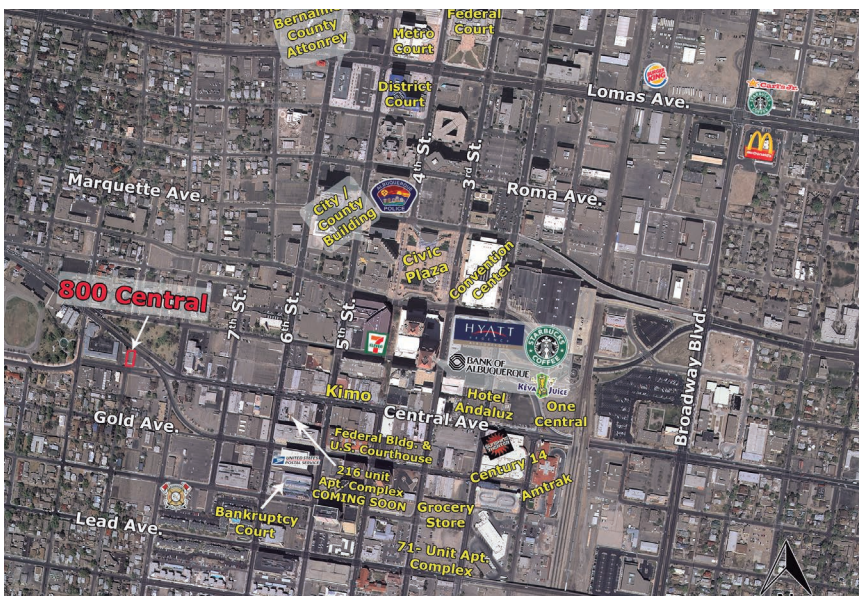
PetersonProperties.net
 /petersonpropertiesllc
 /petersonpropertiesllc
 /peterson.properties

 Site Plan

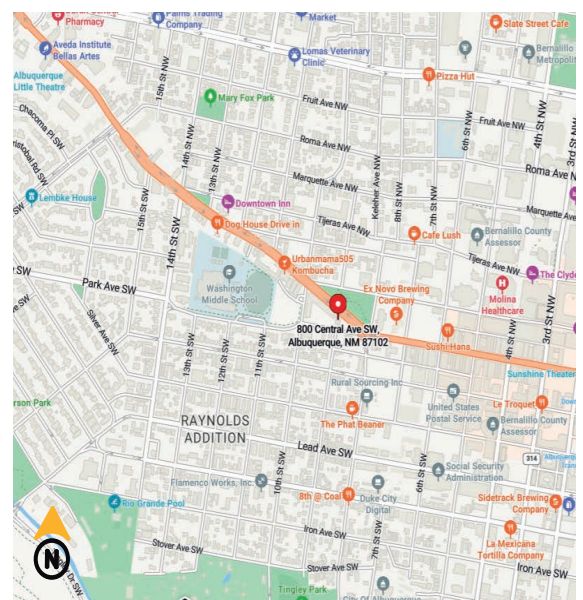


Please contact us for leasing opportunities

 Aerial Map



 800 Central Ave SW
Albuquerque, NM



Contact us

 Vanessa Valadez

 505.884.3578

 Vanessa@PetersonProperties.net

