


## Albuquerque

2130 San Mateo Blvd. NE



 Demographics	1 Mile	3 mile	5 mile
Population	13,122	140,000	303,753
Med. Income	\$45,426	\$36,236	\$39,900
Day Population	15,094	112,272	251,665

Please contact us for leasing opportunities

### Available

- Commercial Space
- Suite B | 1,333 SF | \$1,495/Month
- Suite C | 1,333 SF | \$1,495/Month

### Surroundings Info

- Anchored by Starbucks.
- Electronic reader board sign.
- Easy access to and from I-40.
- 40,400 cars/day on San Mateo Blvd.
- Locally owned and managed.



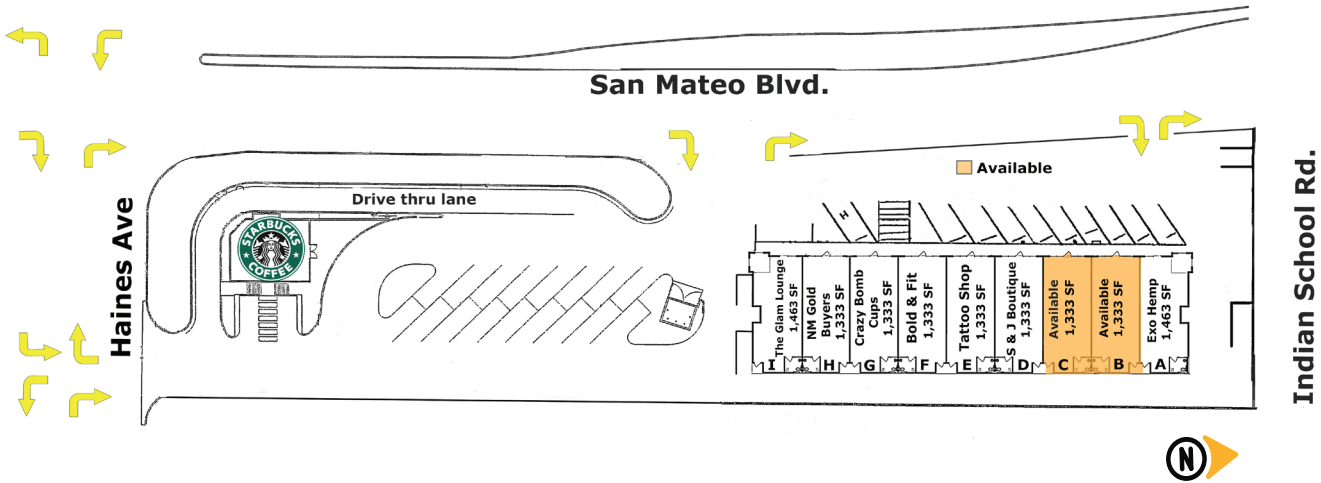
#### Contact

 Brighton Pope  
 505.884.3578  
 Brighton.Pope@PetersonProperties.net

 [PetersonProperties.net](http://PetersonProperties.net)  
 /petersonpropertiesllc  
 /petersonpropertiesllc  
 /peterson.properties



### Site Plan

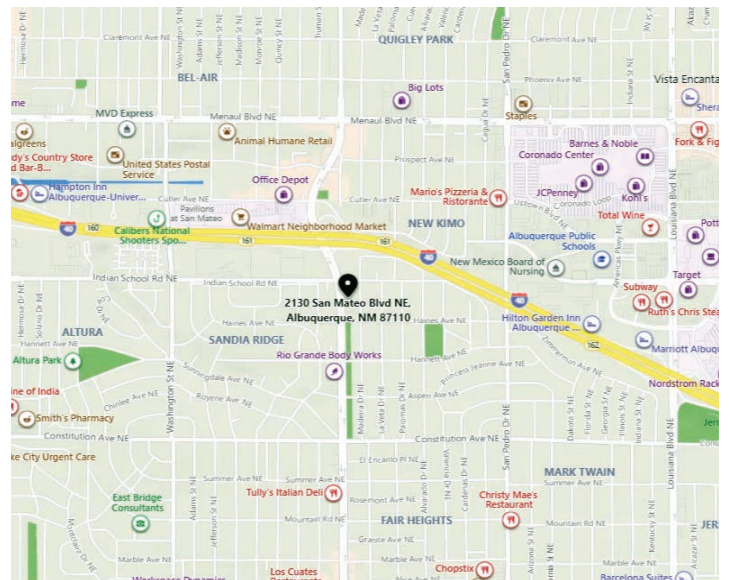
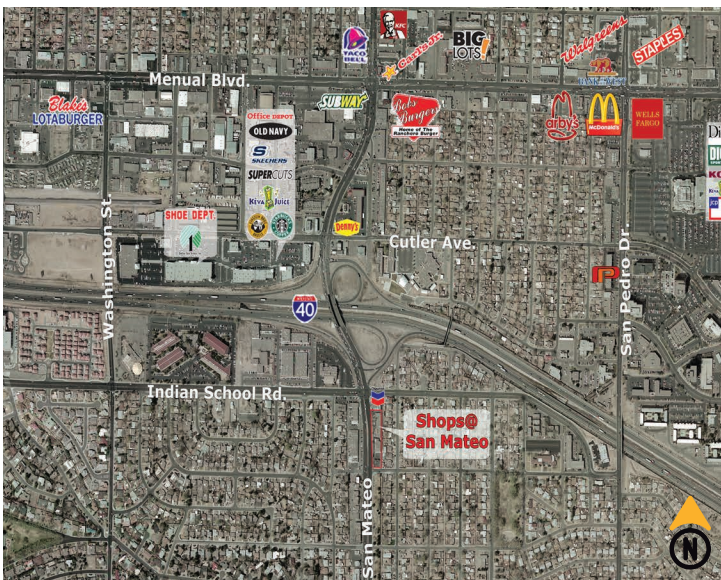


Please contact us for leasing opportunities



### Aerial Map

2130 San Mateo Blvd. NE  
Albuquerque, NM 87110



### Contact us



Brighton Pope | 505.884.3578 | Brighton.Pope@PetersonProperties.net

