



# 800 Central SW

Commercial Space

Albuquerque, NM - Downtown  
800 Central Avenue SW



### Available

● Suite C | 1,000 SF  
\$1,675/Month



Huge Surrounding  
Population



Parking Lot



Active Nightlife  
Area

Please contact us for leasing opportunities

### Demographics

1 Mile

3 mile

5 mile

Population	14,049	96,593	249,517
Med. Income	\$30,407	\$34,357	\$37,683
Day Population	34,957	104,545	196,322

### Surroundings Info

- Near City Hall & Courthouse District.
- Free Surface Parking included.
- Locally owned and managed.



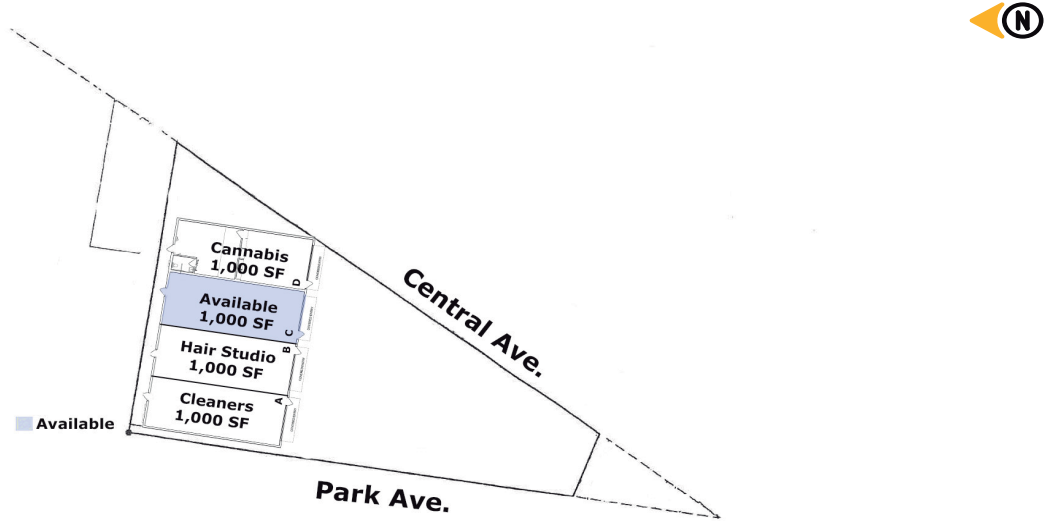
### Contact

● Vanessa Valadez  
 ● 505.884.3578  
 ● Vanessa@PetersonProperties.net

● PetersonProperties.net  
 ● /petersonpropertiesllc  
 ● /petersonpropertiesllc  
 ● /peterson.properties



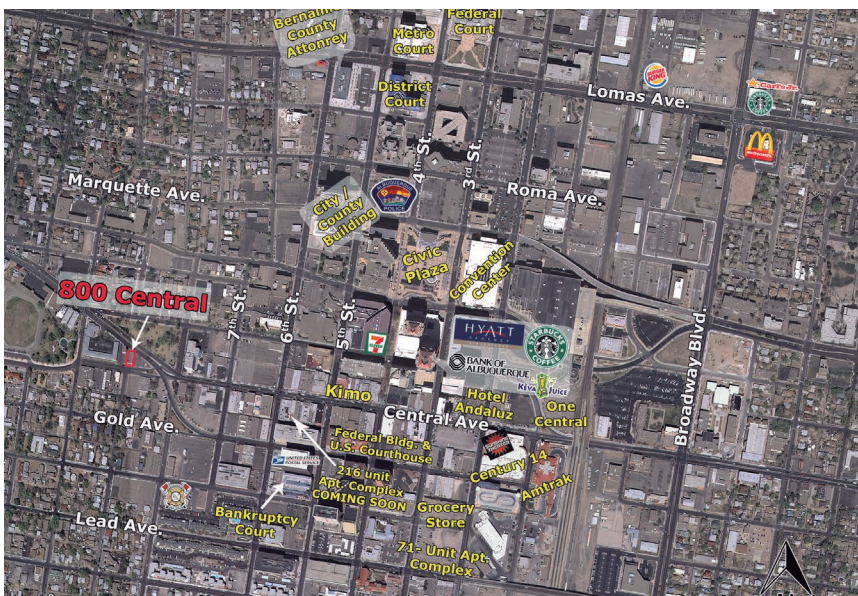
### Site Plan



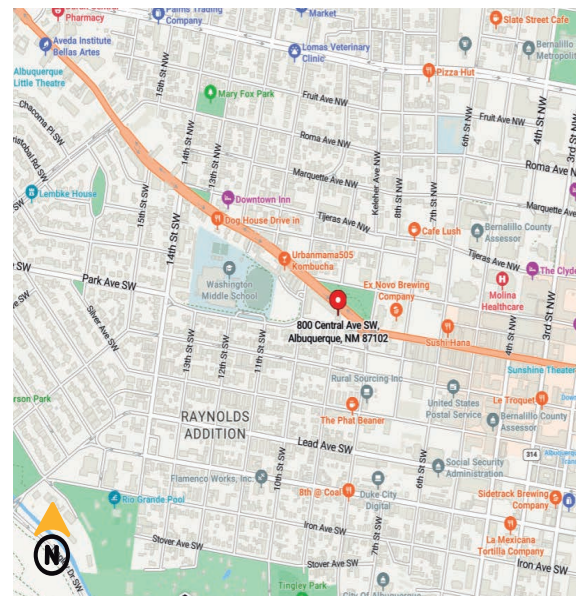
Please contact us for leasing opportunities



### Aerial Map




### 800 Central Ave SW Albuquerque, NM



Vanessa Valadez

505.884.3578

Vanessa@PetersonProperties.net

Contact us

