


Albuquerque
2130 San Mateo Blvd. NE



 Demographics	1 Mile	3 mile	5 mile
Population	13,122	140,000	303,753
Med. Income	\$45,426	\$36,236	\$39,900
Day Population	15,094	112,272	251,665

Please contact us for leasing opportunities

Available

- Commercial Space
- Suite B | 1,333 SF | \$1,450/Month

Surroundings Info

- Anchored by Starbucks.
- Electronic reader board sign.
- Easy access to and from I-40.
- 40,400 cars/day on San Mateo Blvd.
- Locally owned and managed.



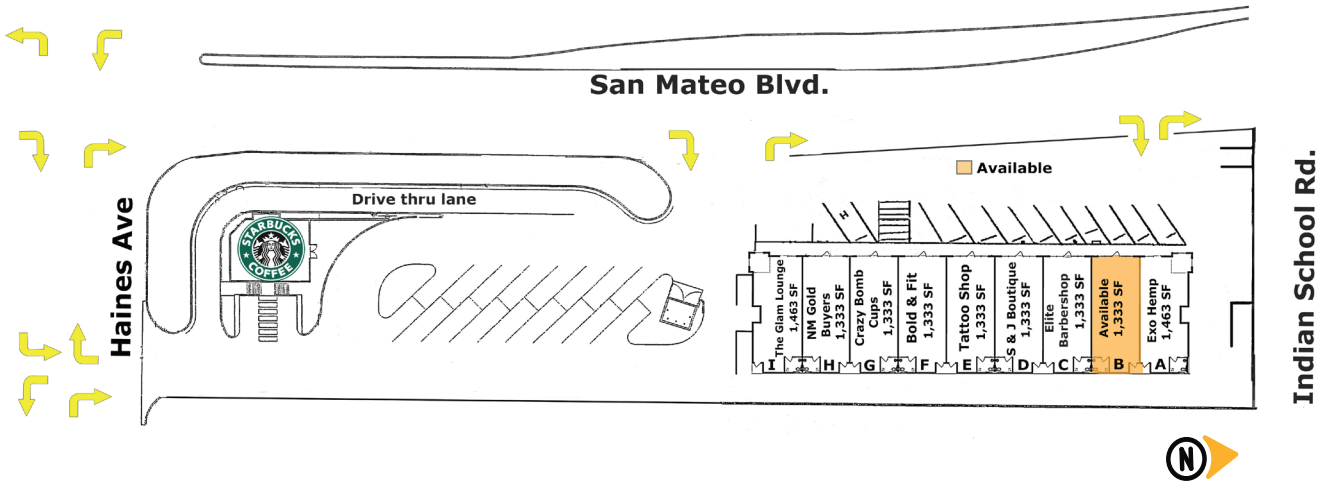
Contact

 Brighton Pope
 505.884.3578
 Brighton.Pope@PetersonProperties.net

 PetersonProperties.net
 /petersonpropertiesllc
 /petersonpropertiesllc
 /peterson.properties



Site Plan

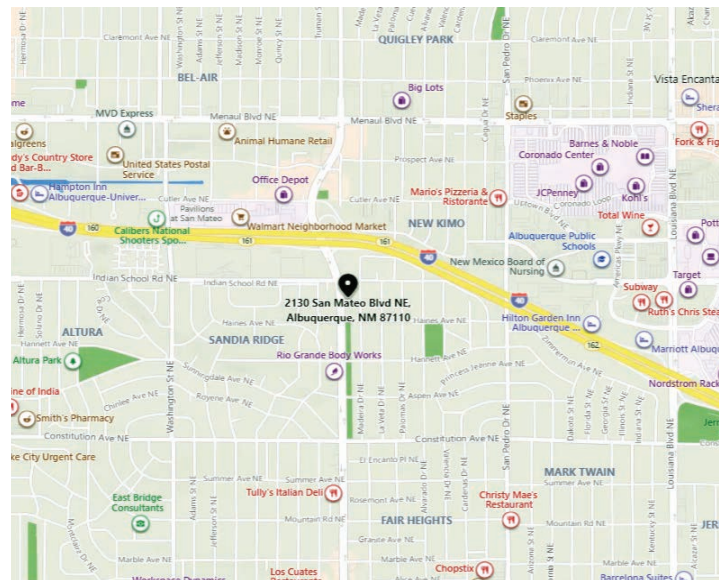
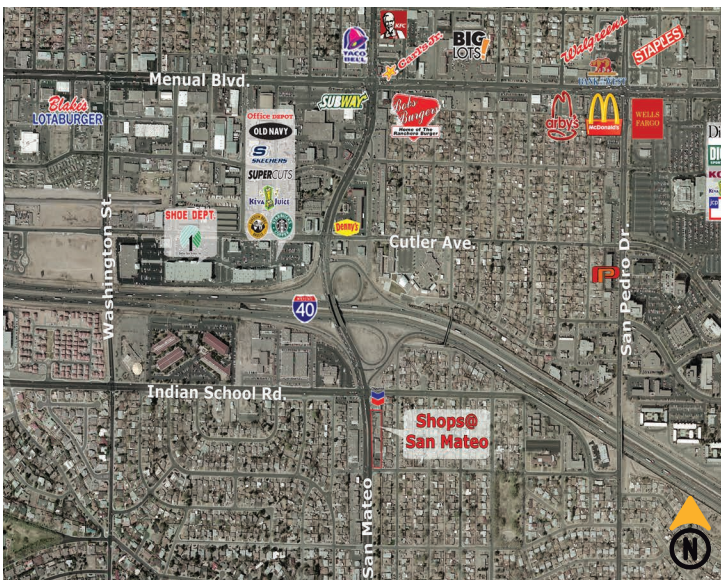


Please contact us for leasing opportunities



Aerial Map

2130 San Mateo Blvd. NE
Albuquerque, NM 87110



Contact us



Brighton Pope | 505.884.3578 | Brighton.Pope@PetersonProperties.net

